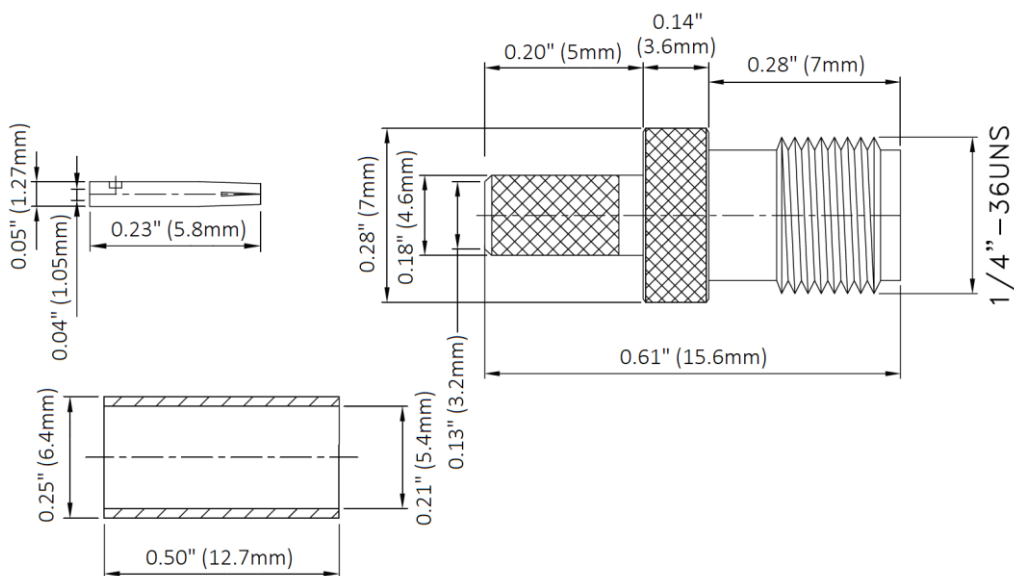


Model 72953

SMA Jack Straight Crimp, RG 142 & 400



Features

- DC – 12.4 GHz
- Small size and durability for mobile communications
- Precision machined and gold-plated for low loss
- Supports RG cable types 142 and 400

Materials

Body:	Brass, Gold Plated
Center Contact:	Beryllium Copper, Gold Plated
Ferrule:	Copper, Gold Plated
Insulator:	PTFE

Ratings

Impedance	50 Ω
Frequency Range	DC – 12.4 GHz max.
Working Voltage	335 Vrms max.
Dielectric Withstanding Voltage	1000 Vrms min.
VSWR	1.3 max.
Contact Resistance	6 mΩ max. (center contact); 2 mΩ max. (outer contact)
Insulation Resistance	5000 MΩ min.
Insertions	500

USA: Sales: 800-490-2361
 Technical Support: technicalsupport@pomonatest.com
 Fax: 425-446-5844

Europe: 31-(0) 40 2675 150 **International:** 425-446-5500

Where to Buy: www.pomonaelectronics.com

All dimensions are in inches. Tolerances (except noted): .xx = ±.02" (.51 mm), .xxx = ±.005" (.127 mm). All specifications are to the latest revisions. Specifications are subject to change without notice. Registered trademarks are the property of their respective companies.

Model 72953
SMA Jack Straight Crimp, RG 142 & 400

Ordering Information

Model: 72953
Description: SMA JACK STRAIGHT CRIMP, RG142, 400

Cable Types and Crimp Die Information

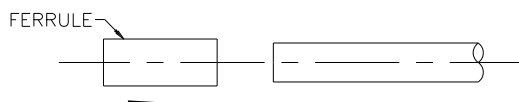
Connector Model #	Cable Groups	Crimp Die Cavity Size for Outer Ferrule
72953	RG 142, 400	.230 (5.9)

Cable Assembly Instructions

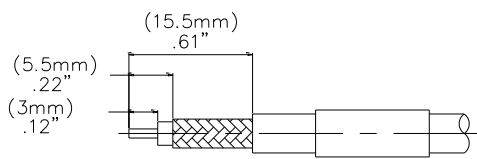
1. CUT CABLE END EVENLY AND PERPENDICULAR



2. SLIDE OUTER FERRULE OVER CABLE END.

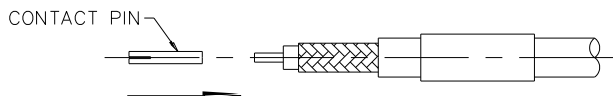


3. STRIP CABLE JACKET, BRAID, AND DIELECTRIC TO SPECIFICATION LENGTHS.

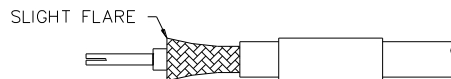


RECOMMENDED STRIP LENGTHS

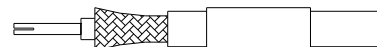
4. INSERT CONTACT PIN ONTO CABLE'S CENTER CONDUCTOR SO THAT IT IS FLUSH TO DIELECTRIC, CRIMP OR SOLDER CONTACT FIRMLY.



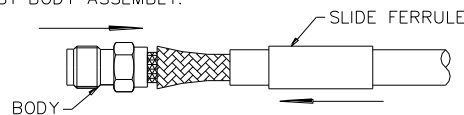
5. FLARE BRAID END SLIGHTLY.



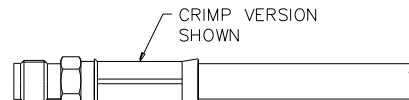
6. INSERT CENTER CONTACT OVER CABLE CENTER CONDUCTOR FLUSH UNTIL FLUSH WITH DIELECTRIC.



7. SLIDE CONNECTOR BODY OVER CENTER CONTACT AND. SLIDE OUTER FERRULE OVER BRAID AND UP AGAINST BODY ASSEMBLY.



8. CRIMP OUTER FERRULE WITH APPROPRIATE CRIMP TOOL.



USA: Sales: 800-490-2361
Technical Support: technicalsupport@pomonatest.com
Fax: 425-446-5844
Europe: 31-(0) 40 2675 150 **International:** 425-446-5500
Where to Buy: www.pomonaelectronics.com

All dimensions are in inches. Tolerances (except noted): .xx = ±.02" (.51 mm), .xxx = ±.005" (.127 mm). All specifications are to the latest revisions. Specifications are subject to change without notice. Registered trademarks are the property of their respective companies.